





# 4.G Defining Attributes of Rectangles and Parallelograms

## Task

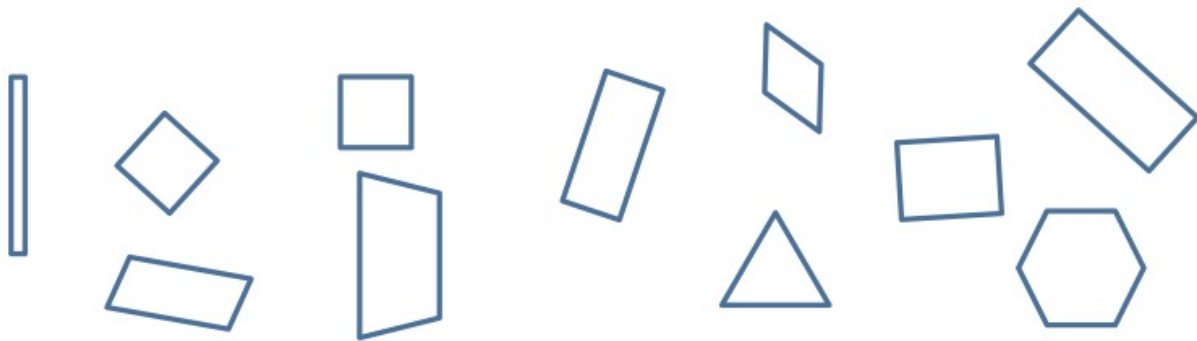
a. Look at each figure. Read each of the descriptions. Place an X in the box if it appears to describe the figure pictured.

	A.	B.	C.	D.
				
4 vertices				
Four sides				
Opposite sides parallel				
Perpendicular sides				
Opposite sides have equal length				
All sides have equal length				
Contains right angle(s)				
Contains acute angle(s)				

Contains obtuse angle(s)				
--------------------------	--	--	--	--

b. What is true of all the figures?

All of the figures above are rectangles. Ring the rectangles below. Using what you know that is true of all rectangles to help you.



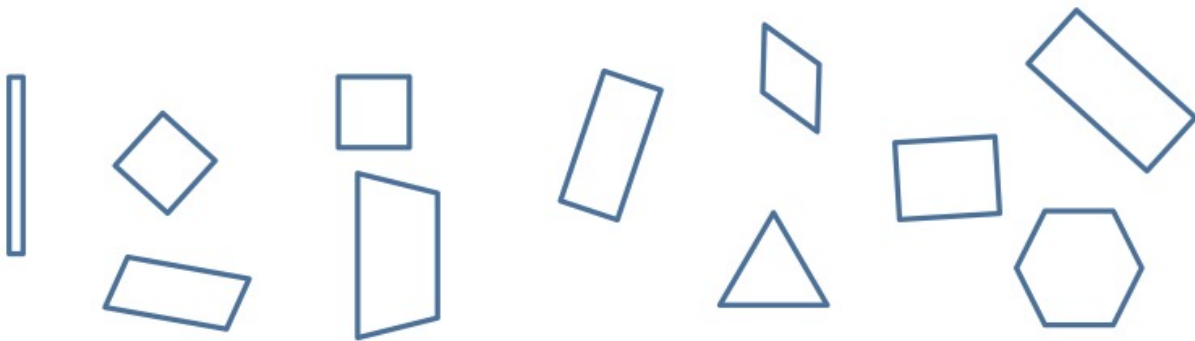
Choose one figure you did not ring. Explain why it is not a rectangle.

Look at each figure. Read each of the attributes. Place an X in the box if it appears to be an attribute of the figure pictured.

	Closed shape	4 sides	Opposite sides parallel	Perpendicular line segments	Opposite sides congruent	All sides congruent	Right angle(s)	Acute angle(s)	Obtuse angle(s)
									
									
									
									

What is true of all the figures?

All of the figures above are parallelograms. Ring all the parallelograms below. Using what you know that is true of all parallelograms to help you.



Choose one figure you did not ring. Explain why it is not a parallelogram.



Typeset May 4, 2016 at 22:58:58. Licensed by Illustrative Mathematics under a  
Creative Commons Attribution-NonCommercial-ShareAlike 4.0 International License .